

Discover the irresistible charm

e-Matrix Mood

Discover the irresistible charm of the electric e-Matrix Mood fireplace, a masterpiece of frameless design and enchanting fire display. Let yourself be captivated by the wide fire, choice in decoration and the optional glow bed, which together create a lush and vibrant fireplace that will fascinate you time and time again.

This revolutionary fireplace is the ideal choice for an authentic fire experience without any hassle. With its groundbreaking features such as truly three-dimensional flames, complete safety, energy efficiency, and the freedom from gas, emissions, and chimney, the e-Matrix Mood provides a future-proof alternative to traditional fireplaces.

Effortlessly adjust the ambiance to your personal preference with the user-friendly Faber app or the convenient remote control. Choose consciously for a responsible and carefree way of enjoyment. Let yourself be amazed by the e-Matrix Mood fireplace and create the perfect atmosphere in any space. Experience the best of both worlds: the timeless character of a traditional fireplace combined with the innovative technology of the future.

Why opt for the e-Matrix Mood?

- No flue-gas pipe required; easy installation anywhere,
- Unique patented three-dimensional "living" fire effect; 100% fire experience,
- Adjustable multi-colour LED lighting; for an even more realistic flame effect,
- Adjustable heat; up to max. 2 kW,
- Simple operation via remote control or the Faber app (supplied standard) for even more options,
- Choice of decoration; log set, white pebbles or Acrylic ice
- With optional extras including top and/or bottom lighting for an even more realistic fire experience,
- Available in various sizes and as a front, 2 and 3-sided version, Room divider or See-through model,
- Low-energy, 0% emissions, 100% fire effect!



More information about
the e-Matrix Mood?
Scan the QR code.

In other words: Enchanting fire in a frameless design.
Real flames, modern technology. Enjoy without worries.

e-MatriX | 800/650 II



DECORATION



Heating functionality:	Yes
Flue material:	-
Watts:	2250 W
Volts:	230-240 V
Water consumption:	0,15 l/h
Water pressure:	0,5-8 Bar
Water connection:	1/2" - 3/4" Inch



Specifications

Exterior dimensions WxHxD in mm
940 x 1008 x 535

Fire display WxHxD in mm
824 x 650 x 351

System
e-MatriX burner

Decoration
Log set / White Pebble / Acrylic Ice

Back wall
Back wall smooth steel

Remote
Via app and Bluetooth remote

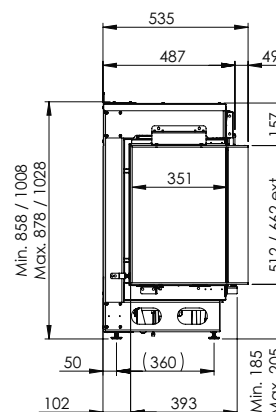
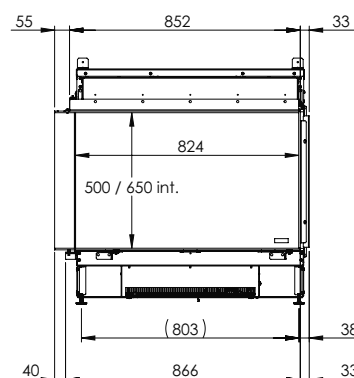
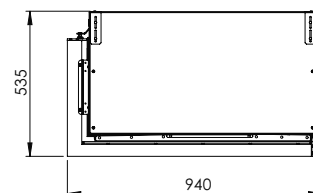
Power
2,0 kW

Operating system
-

Energy label
-

Options (at a surcharge)

- Top Light
- Bottom Light
- Non-reflective glass
- Black glass back wall
- Wall bracket
- Water pump



Imagine what's possible